

**NORTH UNION LSD
FINANCIAL REPORT**

SEPTEMBER 2023



ACCOUNT RECONCILIATION



NORTH UNION LOCAL SCHOOL DISTRICT

Date - September 2023

CASH RECONCILIATION REPORT

		Total Fund Balance:	\$17,360,336.65
Gross Depository (Bank) Balance:		\$4,807,936.44	
Richwood Banking Company			
Certificates of Deposit:	\$3,044,000.00	CD's - Multi Bank Securities	
Other Securities:	\$9,827,045.05	STAR Ohio	
Other Investments:	\$0.00		
	Total Investments:	\$12,871,045.05	
	Cash in Transit to Depository:	\$0.00	
	Petty Cash Balance:	\$25.00	
	Total:	\$17,679,006.49	
	Total Outstanding Checks:	-\$318,144.95	
	Adjustments:	-\$524.89	Aflac Payment
		Reconciliation Balance:	\$17,360,336.65

*Note - This calculation will not tie to the check register included in this packet.

The check register enclosed details all checks issued for September.

This figure comprises total outstanding checks as of 09/30/2023.

SUMMARY OF RELEVANT FUND DATA
September 30, 2023

FUND ACCOUNTS (CASH) FINANCIAL REPORT

	<u>AMOUNT</u>
GENERAL FUND BALANCE.....	\$15,202,162.95
TOTAL ALL FUNDS.....	\$17,360,336.65
SEPTEMBER GENERAL FUND RECEIPTS.....	\$3,566,142.11
SEPTEMBER GENERAL FUND EXPENDITURES.....	\$2,068,883.06
TOTAL SEPTEMBER RECEIPTS.....	\$4,088,547.08
TOTAL SEPTEMBER EXPENDITURES.....	\$2,478,135.36
PETTY CASH.....	\$25.00

CHECK LIST FOR CURRENT ACCOUNTING MONTH

TOTAL CHECKS ISSUED IN SEPTEMBER.....	\$2,396,787.98
---------------------------------------	-----------------------

Includes Voided Checks Amounts

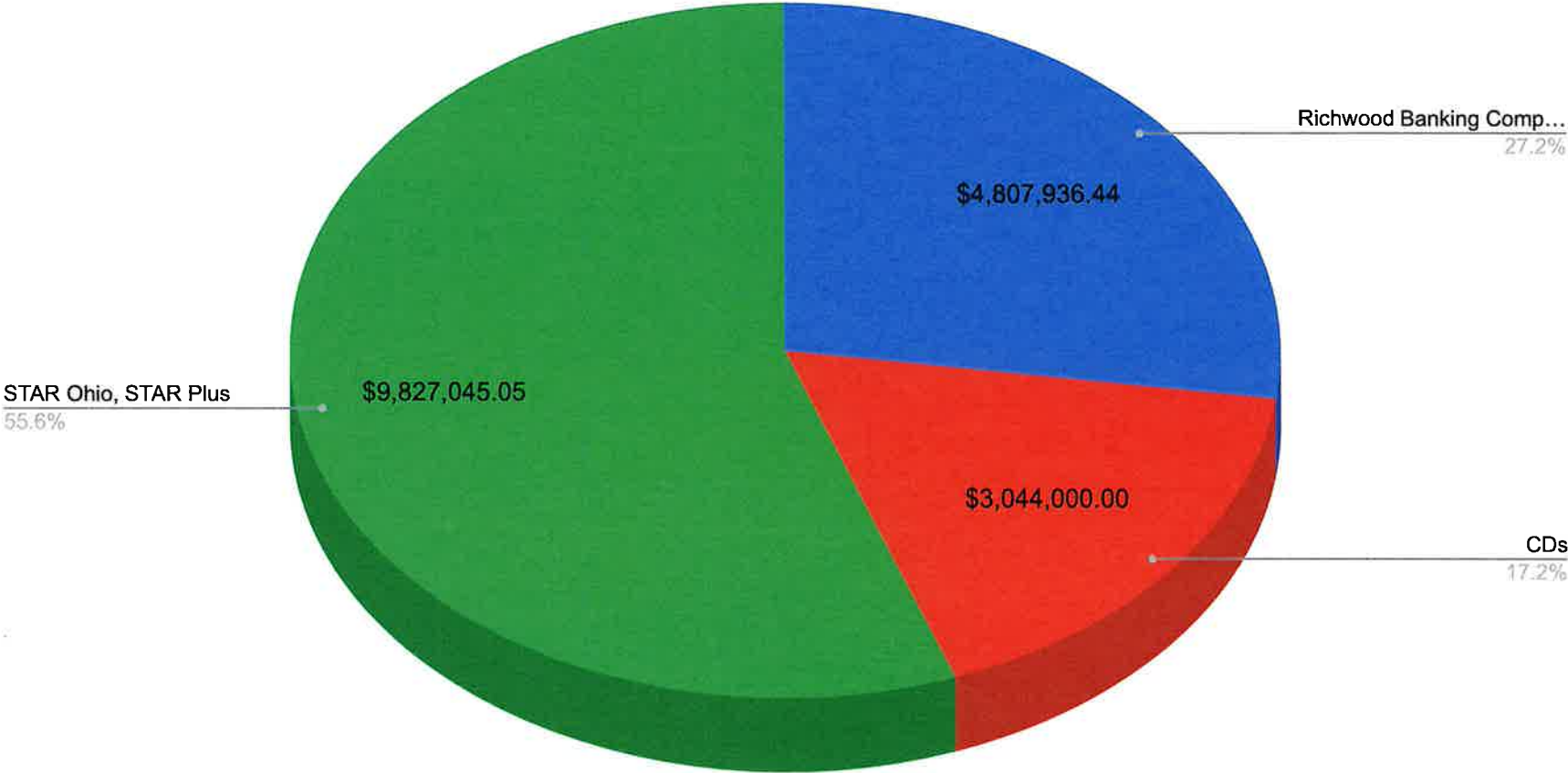
INVESTMENT

SUMMARY

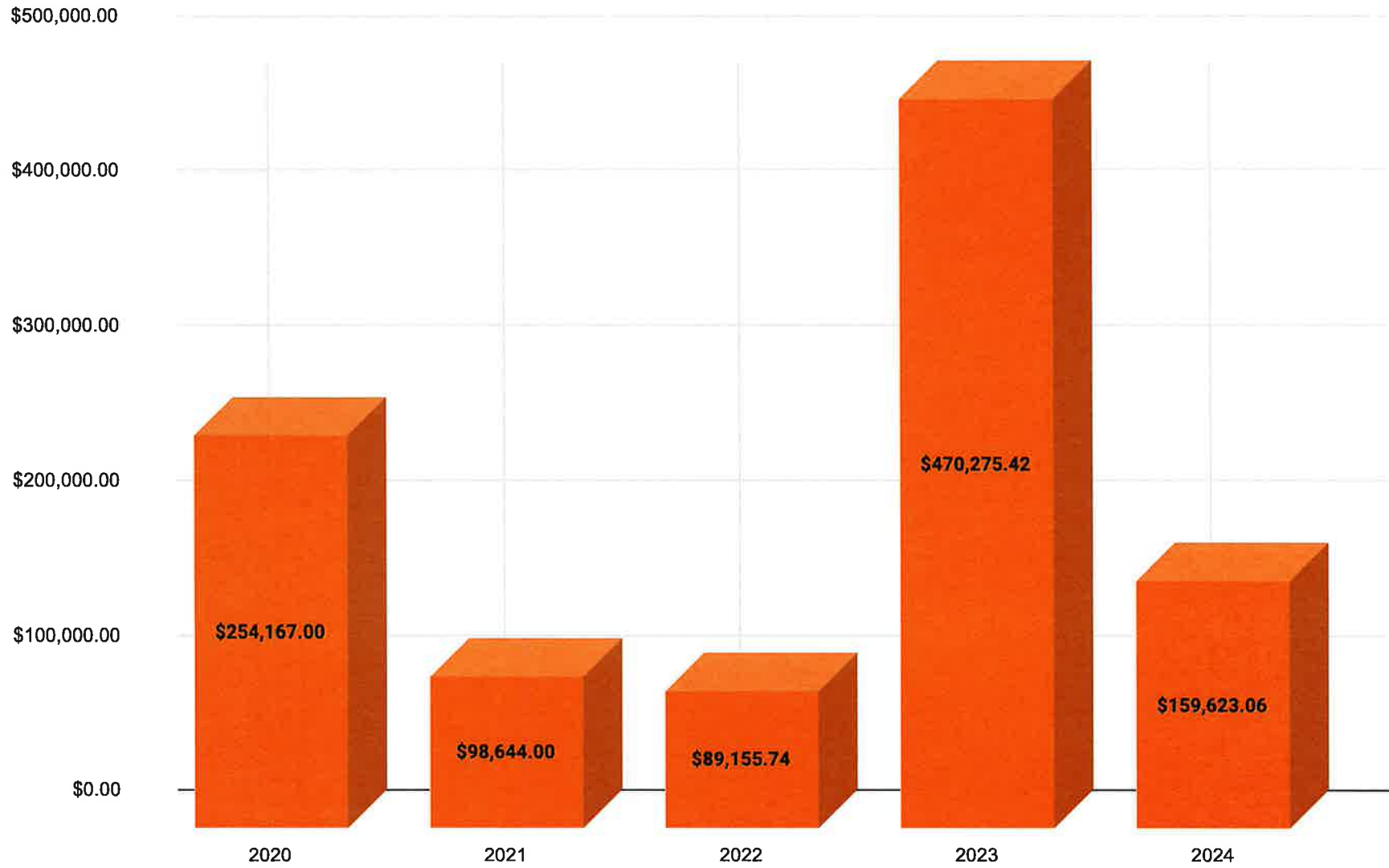


Disbursement Of Funds

As of 09/30/2023



Interest Earning Comparison



2024 Earnings As of September 2023

SUMMARY OF AVAILABLE CASH BY FUND



Summary of Available Cash Accounting Month - 09/2023

Fund #	Fund Name	Beginning Balance		Fiscal Year To Date			Ending Balance
		as of 07/01/2023		Receipts	Expenditures	Encumbrances	9/30/2023
0010000	General	\$ 10,187,934.19	\$ 5,678,731.26	\$ 4,517,928.79	\$ 1,745,529.28	\$ 9,603,207.38	
0019121	General - HB 412 Supplies	\$ 1,889,680.57	\$ 400,000.00	\$ 71,532.62	\$ 172,842.78	\$ 2,045,305.17	
0019122	General - HB 412 Capital Outlay	\$ 1,603,977.07	\$ 400,000.00	\$ 703,385.34	\$ 267,965.09	\$ 1,032,626.64	
0019123	General - HB 412 Reserve	\$ 334,686.61	\$ -	\$ -	\$ -	\$ 334,686.61	
0020000	Bond Retirement	\$ 400,840.96	\$ 239,852.25	\$ 4,324.80	\$ 596,430.00	\$ 39,938.41	
0030000	Permanent Improvement Fund	\$ 308,414.01	\$ 127,290.31	\$ 369,468.64	\$ 118,613.00	\$ (52,377.32)	
0060000	Food Services	\$ 207,479.96	\$ 95,797.80	\$ 198,284.98	\$ 310,663.13	\$ (205,670.35)	
0070000	Scholarships	\$ 198,400.36	\$ 1,111.63	\$ 9,800.00	\$ 2,500.00	\$ 187,211.99	
0180000	Public School Support	\$ 115,815.98	\$ 11,881.86	\$ 7,928.62	\$ 54,169.36	\$ 65,599.86	
0340000	Capital Maintenance Fund	\$ 613,974.01	\$ 29,170.41	\$ 523.94	\$ 151,261.80	\$ 491,358.68	
0709021	Impact60/Daniels - FY 2021	\$ 44,415.83	\$ -	\$ -	\$ 41,508.04	\$ 2,907.79	
2000000	Activity Accounts - Student Managed	\$ 66,534.22	\$ 2,677.00	\$ 2,965.52	\$ 7,245.37	\$ 59,000.33	
3000000	Activity Accounts - Advisor Managed	\$ 168,784.36	\$ 50,005.79	\$ 41,806.27	\$ 222,068.77	\$ (45,084.89)	
4510000	Data Communications Grant	\$ -	\$ 138.30	\$ 138.30	\$ -	\$ -	
4670000	Student Wellness and Success	\$ 275,244.35	\$ -	\$ 60,768.19	\$ 60,241.52	\$ 154,234.64	
4999023	AG School Safety Grant - FY 2023	\$ -	\$ -	\$ -	\$ -	\$ -	
5070000	ESSER (CARES/ARP) Grant	\$ 25,070.02	\$ 9,587.28	\$ 77,184.86	\$ 20,368.48	\$ (62,896.04)	
5079023	ARP Homeless Targeted Support Grant FY23	\$ -	\$ -	\$ -	\$ 12,000.00	\$ (12,000.00)	
5160000	IDEA Part B	\$ 1,505.29	\$ 34,374.37	\$ 74,246.21	\$ -	\$ (38,366.55)	
5169222	IDEA-B ARP Grant	\$ -	\$ -	\$ -	\$ -	\$ -	
5720000	Title I Grant	\$ 514.10	\$ 25,661.63	\$ 45,604.05	\$ 300.00	\$ (19,728.32)	
5720100	Expanding Opportunities	\$ -	\$ -	\$ -	\$ -	\$ -	
5840000	Title IV-A - Student Support	\$ -	\$ -	\$ 3,324.00	\$ 9,450.88	\$ (12,774.88)	
5870000	Preschool Disabilities Grant	\$ -	\$ -	\$ -	\$ -	\$ -	
5879222	Preschool Disabilities ARP Grant	\$ -	\$ 655.20	\$ 655.20	\$ -	\$ -	
5900000	Title II-A	\$ -	\$ -	\$ -	\$ -	\$ -	
599-9023	School Safety Grant - FY 2023	\$ 17,985.76	\$ -	\$ 17,985.76	\$ -	\$ -	
599-9123	NLSP Cafeteria Equipment Grant FY 23	\$ -	\$ 35,000.00	\$ 35,000.00	\$ -	\$ -	
Totals		\$ 16,461,257.65	\$ 7,141,935.09	\$ 6,242,856.09	\$ 3,793,157.50	\$ 13,567,179.15	

Summary of Available Cash Accounting Month - 09/2023

Curent Month Activity

Fund #	Fund Name	Beginning Balance as of 09/01/2023	Receipts	Current Month Expenditures	Encumbrances	Ending Balance 9/30/2023
0010000	General	\$ 10,167,522.52	\$ 2,766,142.11	\$ 1,584,927.97	\$ 1,745,529.28	\$ 9,603,207.38
0019121	General - HB 412 Supplies	\$ 1,870,493.56	\$ 400,000.00	\$ 52,345.61	\$ 172,842.78	\$ 2,045,305.17
0019122	General - HB 412 Capital Outlay	\$ 1,332,201.21	\$ 400,000.00	\$ 431,609.48	\$ 267,965.09	\$ 1,032,626.64
0019123	General - HB 412 Reserve	\$ 334,686.61	\$ -	\$ -	\$ -	\$ 334,686.61
0020000	Bond Retirement	\$ 412,387.67	\$ 228,145.05	\$ 4,164.31	\$ 596,430.00	\$ 39,938.41
0030000	Permanent Improvement Fund	\$ 98,645.91	\$ 119,776.04	\$ 152,186.27	\$ 118,613.00	\$ (52,377.32)
0060000	Food Services	\$ 143,764.88	\$ 49,457.91	\$ 88,230.01	\$ 310,663.13	\$ (205,670.35)
0070000	Scholarships	\$ 188,680.65	\$ 1,031.34	\$ -	\$ 2,500.00	\$ 187,211.99
0180000	Public School Support	\$ 118,225.39	\$ 6,782.49	\$ 5,762.60	\$ 54,169.36	\$ 65,075.92
0340000	Capital Maintenance Fund	\$ 613,974.01	\$ 29,170.41	\$ -	\$ 151,261.80	\$ 491,882.62
0709021	Impact60/Daniels - FY 2021	\$ 44,415.83	\$ -	\$ -	\$ 41,508.04	\$ 2,907.79
2000000	Activity Accounts - Student Managed	\$ 67,222.36	\$ 1,102.00	\$ 2,078.66	\$ 7,245.37	\$ 59,000.33
3000000	Activity Accounts - Advisor Managed	\$ 157,322.80	\$ 29,148.52	\$ 9,487.44	\$ 222,068.77	\$ (45,084.89)
4510000	Data Communications Grant	\$ -	\$ -	\$ -	\$ -	\$ -
4670000	Student Wellness and Success	\$ 259,682.93	\$ -	\$ 45,206.77	\$ 60,241.52	\$ 154,234.64
4999023	AG School Safety Grant - FY 2023	\$ -	\$ -	\$ -	\$ -	\$ -
5070000	ESSER (CARES/ARP) Grant	\$ (24,677.61)	\$ 9,587.28	\$ 27,437.23	\$ 20,368.48	\$ (62,896.04)
5079023	ARP Homeless Targeted Support Grant FY23	\$ -	\$ -	\$ -	\$ 12,000.00	\$ (12,000.00)
5160000	IDEA Part B	\$ (2,189.62)	\$ -	\$ 36,176.93	\$ -	\$ (38,366.55)
5169222	IDEA-B ARP Grant	\$ -	\$ -	\$ -	\$ -	\$ -
5720000	Title I Grant	\$ (13,203.93)	\$ 13,203.93	\$ 19,428.32	\$ 300.00	\$ (19,728.32)
5720100	Expanding Opportunities	\$ -	\$ -	\$ -	\$ -	\$ -
5840000	Title IV-A - Student Support	\$ (2,216.00)	\$ -	\$ 1,108.00	\$ 9,450.88	\$ (12,774.88)
5870000	Preschool Disabilities Grant	\$ -	\$ -	\$ -	\$ -	\$ -
5879222	Preschool Disabilities ARP Grant	\$ -	\$ -	\$ -	\$ -	\$ -
5900000	Title II-A	\$ -	\$ -	\$ -	\$ -	\$ -
599-9023	School Safety Grant - FY 2023	\$ 17,985.76	\$ -	\$ 17,985.76	\$ -	\$ -
599-9123	NLSP Cafeteria Equipment Grant FY 23	\$ (35,000.00)	\$ 35,000.00	\$ -	\$ -	\$ -
Totals		\$ 15,749,924.93	\$ 4,088,547.08	\$ 2,478,135.36	\$ 3,793,157.50	\$ 13,567,179.15

Cash Financial Report

Accounting Month - 09/2023

Fund #	Fund Name	Beginning Balance		Fiscal Year To Date		Ending Balance			
		as of 07/01/2023		Receipts	Expenditures	9/30/2023			
0010000	General	\$	10,187,934.19	\$	5,678,731.26	\$	4,517,928.79	\$	11,348,736.66
0019121	General - HB 412 Supplies	\$	1,889,680.57	\$	400,000.00	\$	71,532.62	\$	2,218,147.95
0019122	General - HB 412 Capital Outlay	\$	1,603,977.07	\$	400,000.00	\$	703,385.34	\$	1,300,591.73
0019123	General - HB 412 Reserve	\$	334,686.61	\$	-	\$	-	\$	334,686.61
0020000	Bond Retirement	\$	400,840.96	\$	239,852.25	\$	4,324.80	\$	636,368.41
0030000	Permanent Improvement Fund	\$	308,414.01	\$	127,290.31	\$	369,468.64	\$	66,235.68
0060000	Food Services	\$	207,479.96	\$	95,797.80	\$	198,284.98	\$	104,992.78
0070000	Scholarships	\$	198,400.36	\$	1,111.63	\$	9,800.00	\$	189,711.99
0180000	Public School Support	\$	115,815.98	\$	11,881.86	\$	7,928.62	\$	119,769.22
0340000	Capital Maintenance Fund	\$	613,974.01	\$	29,170.41	\$	523.94	\$	642,620.48
0709021	Impact60/Daniels - FY 2021	\$	44,415.83	\$	-	\$	-	\$	44,415.83
2000000	Activity Accounts - Student Managed	\$	66,534.22	\$	2,677.00	\$	2,965.52	\$	66,245.70
3000000	Activity Accounts - Advisor Managed	\$	168,784.36	\$	50,005.79	\$	41,806.27	\$	176,983.88
4510000	Data Communications Grant	\$	-	\$	138.30	\$	138.30	\$	-
4670000	Student Wellness and Success	\$	275,244.35	\$	-	\$	60,768.19	\$	214,476.16
4999023	AG School Safety Grant - FY 2023	\$	-	\$	-	\$	-	\$	-
5070000	ESSER (CARES/ARP) Grant	\$	25,070.02	\$	9,587.28	\$	77,184.86	\$	(42,527.56)
5079023	ARP Homeless Targeted Support Grant FY	\$	-	\$	-	\$	-	\$	-
5160000	IDEA Part B	\$	1,505.29	\$	34,374.37	\$	74,246.21	\$	(38,366.55)
5169222	IDEA-B ARP Grant	\$	-	\$	-	\$	-	\$	-
5720000	Title I Grant	\$	514.10	\$	25,661.63	\$	45,604.05	\$	(19,428.32)
5720100	Expanding Opportunities	\$	-	\$	-	\$	-	\$	-
5840000	Title IV-A - Student Support	\$	-	\$	-	\$	3,324.00	\$	(3,324.00)
5870000	Preschool Disabilities Grant	\$	-	\$	-	\$	-	\$	-
5879222	Preschool Disabilities ARP Grant	\$	-	\$	655.20	\$	655.20	\$	-
5900000	Title II-A	\$	-	\$	-	\$	-	\$	-
599-9023	School Safety Grant - FY 2023	\$	17,985.76	\$	-	\$	17,985.76	\$	-
599-9123	NLSP Cafeteria Equipment Grant FY 23	\$	-	\$	35,000.00	\$	35,000.00	\$	-
Totals		\$	16,461,257.65	\$	7,141,935.09	\$	6,242,856.09	\$	17,360,336.65

North Union Local Schools September 2023 Fund Balances

Full Account Code	Description	Initial Cash	MTD Received	FYTD Received	MTD Expended	FYTD Expended	Fund Balance	Encumbrance	Unencumbered Balance
001-0000	General Fund	\$ 10,187,934.19	\$ 2,766,142.11	\$ 5,678,731.26	\$ 1,584,927.97	\$ 4,517,928.79	\$ 11,348,736.66	\$ 1,745,529.28	\$ 9,603,207.38
001-9121	HB 412 Supplies, Textbooks	1,889,680.57	400,000.00	400,000.00	52,345.61	71,532.62	2,218,147.95	172,842.78	2,045,305.17
001-9122	HS 412 Capital Outlay	1,603,977.07	400,000.00	400,000.00	431,609.48	703,385.34	1,300,591.73	267,965.09	1,032,626.64
001-9123	HS 412 Reserve Fund	334,686.61	0.00	0.00	0.00	0.00	334,686.61	0.00	334,686.61
002-0000	Bond Retirement Fund	400,840.96	228,145.05	239,852.25	4,164.31	4,324.80	636,368.41	596,430.00	39,938.41
003-0000	Permanent Improvement	308,414.01	119,776.04	127,290.31	152,186.27	369,468.64	66,235.68	118,613.00	(52,377.32)
006-0000	Food Services	207,479.96	49,457.91	95,797.80	88,230.01	198,284.98	104,992.78	310,663.13	(205,670.35)
007-9005	McMahon/Mike's Roof Scholarship	500.00	0.00	0.00	0.00	0.00	500.00	0.00	500.00
007-9006	Craig Cooley Scholarship	4,762.97	0.00	0.00	0.00	0.00	4,762.97	0.00	4,762.97
007-9007	Kevin Smith Scholarship	6,000.00	0.00	0.00	0.00	1,500.00	4,500.00	0.00	4,500.00
007-9010	Byhalia-York Scholarship	2,350.00	0.00	0.00	0.00	0.00	2,350.00	0.00	2,350.00
007-9012	RICHWOOD POLICE SCHOLARSHIP FUND	1,500.00	0.00	0.00	0.00	1,500.00	0.00	0.00	0.00
007-9013	YOUNG MUSIC/PERFORMING ARTS SCHOLARSHIP FUND	2,000.00	0.00	0.00	0.00	1,000.00	1,000.00	0.00	1,000.00
007-9014	RICHWOOD GARDEN CLUB SCHOLARSHIP	500.00	0.00	0.00	0.00	0.00	500.00	0.00	500.00
007-9017	CALEB DELP MEMORIAL SCHOLARSHIP	2,000.00	0.00	0.00	0.00	0.00	2,000.00	0.00	2,000.00
007-9019	PATRICIA WARNER HOUK SCHOLARSHIP	85,715.54	0.00	0.00	0.00	0.00	85,715.54	0.00	85,715.54
007-9021	RUTH B. WELLER MEMORIAL SCHOLARSHIP	4,000.00	0.00	0.00	0.00	0.00	4,000.00	0.00	4,000.00
007-9022	ARTS MEMORIAL SCHOLARSHIP	2,348.00	0.00	0.00	0.00	500.00	1,848.00	0.00	1,848.00
007-9023	JAYCOB R. FOX SCHOLARSHIP FUND	500.00	0.00	0.00	0.00	0.00	500.00	0.00	500.00
007-9126	JOSHUA O'REILLY MEMORIAL SCHOLARSHIP FUND	1,400.00	0.00	0.00	0.00	300.00	1,100.00	0.00	1,100.00
007-9127	RESEARCH & DESIGN STIMULATION SCHOLARSHIP	5,000.00	0.00	0.00	0.00	2,500.00	2,500.00	2,500.00	0.00
007-9128	PATRICK LIGGACY/NULL SCHOLARSHIP FUND	1,000.00	0.00	0.00	0.00	500.00	500.00	0.00	500.00
007-9129	CLASS OF 1973 SCHOLARSHIP FUND	0.00	1,000.00	1,000.00	0.00	0.00	1,000.00	0.00	1,000.00
007-9999	Parrott Scholarship Fund	78,823.85	31.34	111.63	0.00	2,000.00	76,935.48	0.00	76,935.48
018-9050	Public School Support - MS	17,589.91	1,237.26	1,286.45	0.00	220.00	18,656.36	2,357.00	16,299.36
018-9060	Public School Support - HS	17,927.01	1,742.73	4,341.92	1,496.22	2,810.44	19,458.49	8,450.46	11,008.03
018-9070	NU Elementary Princ Acct	80,299.06	3,802.50	6,253.49	3,742.44	4,898.18	81,654.37	43,361.90	38,292.47
034-0000	Capital Maintenance Fund	613,974.01	29,170.41	29,170.41	523.94	523.94	642,620.48	151,261.80	491,358.68
070-9021	IMPACT60/DANIELS - FY 2021 FUND	44,415.83	0.00	0.00	0.00	0.00	44,415.83	41,508.04	2,907.79
200-9013	CLASS OF 2013	164.41	0.00	0.00	0.00	0.00	164.41	0.00	164.41
200-9014	CLASS OF 2014	1,122.91	0.00	0.00	0.00	0.00	1,122.91	0.00	1,122.91
200-9016	CLASS OF 2016	382.66	0.00	0.00	0.00	0.00	382.66	0.00	382.66

North Union Local Schools September 2023 Fund Balances

Full Account Code	Description	Initial Cash	MTD Received	FYTD Received	MTD Expended	FYTD Expended	Fund Balance	Encumbrance	Unencumbered Balance
200-9017	CLASS OF 2017	\$ 60.83	\$ 0.00	\$ 0.00	\$ 0.00	\$ 0.00	\$ 60.83	\$ 0.00	\$ 60.83
200-9018	CLASS OF 2018	1,456.10	0.00	0.00	0.00	0.00	1,456.10	0.00	1,456.10
200-9019	CLASS OF 2019	211.34	0.00	0.00	0.00	0.00	211.34	0.00	211.34
200-9020	CLASS OF 2020	1,398.69	0.00	0.00	0.00	0.00	1,398.69	0.00	1,398.69
200-9021	CLASS OF 2021	3,388.90	0.00	0.00	0.00	0.00	3,388.90	0.00	3,388.90
200-9022	CLASS OF 2022	5,028.99	0.00	0.00	0.00	0.00	5,028.99	0.00	5,028.99
200-9023	CLASS OF 2023	3,894.40	0.00	0.00	116.22	510.72	3,383.68	405.50	2,978.18
200-9024	CLASS OF 2024	9,092.56	0.00	0.00	0.00	117.36	8,975.20	2.00	8,973.20
200-9025	CLASS OF 2025	2,580.00	270.00	775.00	100.00	100.00	3,255.00	2.00	3,253.00
200-9026	CLASS OF 2026	500.00	100.00	600.00	0.00	0.00	1,100.00	2.00	1,098.00
200-9027	CLASS OF 2027	0.00	100.00	600.00	0.00	0.00	600.00	2.00	598.00
200-9050	Student Act - MS St Council	3,913.40	0.00	0.00	0.00	0.00	3,913.40	1,000.00	2,913.40
200-9111	Art Club	2,129.64	0.00	0.00	0.00	0.00	2,129.64	2.00	2,127.64
200-9141	National Honor Society	436.41	60.00	60.00	0.00	0.00	496.41	402.00	94.41
200-9330	HS FFA	16,873.75	572.00	642.00	1,662.44	1,662.44	15,853.31	3,400.00	12,453.31
200-9350	Industrial Arts Club	542.79	0.00	0.00	0.00	0.00	542.79	542.79	0.00
200-9370	HS BPA	2,834.42	0.00	0.00	0.00	0.00	2,834.42	2.00	2,832.42
200-9610	HS Student Council	8,533.83	0.00	0.00	200.00	575.00	7,958.83	1,479.08	6,479.75
200-9630	SOS (STUDENTS OF SERVICE) CLUB	47.75	0.00	0.00	0.00	0.00	47.75	2.00	45.75
200-9680	HS Yearbook	1,940.44	0.00	0.00	0.00	0.00	1,940.44	2.00	1,938.44
300-9000	MHUC ATHLETIC RESERVE FUND	0.00	0.00	0.00	0.00	0.00	0.00	20,000.00	(20,000.00)
300-9050	MS Athletic Department	41,868.56	4,670.00	7,830.00	902.52	5,552.72	44,145.84	20,767.76	23,378.08
300-9060	HS Athletic Department	74,908.90	20,530.52	37,410.79	4,551.75	30,361.18	81,958.51	149,273.38	(67,314.87)
300-9117	North Union Robotics Club	33,644.79	3,898.00	3,898.00	2,455.00	4,314.20	33,228.59	28,885.80	4,342.79
300-9134	HS Marching Band	4,692.40	50.00	50.00	275.00	275.00	4,467.40	162.00	4,305.40
300-9137	HS Show Choir	6,349.08	0.00	817.00	143.17	143.17	7,022.91	1,477.83	5,545.08
300-9139	Drama - Music Production	6,840.58	0.00	0.00	1,160.00	1,160.00	5,680.58	1,500.00	4,180.58
300-9190	HS In The Know	480.05	0.00	0.00	0.00	0.00	480.05	2.00	478.05
451-9023	NETWORK CONNECTIVITY FY 2023 GRANT	0.00	0.00	138.30	0.00	138.30	0.00	0.00	0.00
467-9020	STUDENT WELLNESS & SUCCESS FY 2020	10,442.85	0.00	0.00	0.00	501.76	9,941.09	4,498.24	5,442.85
467-9021	STUDENT WELLNESS & SUCCESS FY 2021	264,801.50	0.00	0.00	45,206.77	60,266.43	204,535.07	55,743.28	148,791.79
507-9022	ESSER III - ARP FUNDS	24,587.49	0.00	0.00	12,609.09	38,175.76	(13,588.27)	20,368.48	(33,956.75)
507-9023	ARP HOMELESS TARGETED SUPPORT GRANT	0.00	0.00	0.00	0.00	0.00	0.00	12,000.00	(12,000.00)
507-9121	ESSER - ROUND 2 FUNDS	482.53	9,587.28	9,587.28	14,828.14	39,009.10	(28,939.29)	0.00	(28,939.29)
516-9023	IDEA-B FEDERAL GRANT FY 2023	1,505.29	0.00	34,374.37	0.00	35,879.66	0.00	0.00	0.00
516-9024	IDEA-B FEDERAL GRANT FY 2024	0.00	0.00	0.00	36,176.93	38,366.55	(38,366.55)	0.00	(38,366.55)

North Union Local Schools September 2023 Fund Balances

Full Account Code	Description	Initial Cash	MTD Received	FYTD Received	MTD Expended	FYTD Expended	Fund Balance	Encumbrance	Unencumbered Balance
572-9023	TITLE I FY 2023	\$ 514.10	\$ 13,203.93	\$ 25,661.63	\$ 0.00	\$ 26,175.73	\$ 0.00	\$ 0.00	\$ 0.00
572-9024	TITLE I FY 2024	0.00	0.00	0.00	19,428.32	19,428.32	(19,428.32)	300.00	(19,728.32)
584-9024	TITLE IV-A - STUDENT SUPPORT FY 2024	0.00	0.00	0.00	1,108.00	3,324.00	(3,324.00)	9,450.88	(12,774.88)
587-9222	ARP PRESCHOOL DISABILITIES FY 2022 FEDERAL GRANT	0.00	0.00	655.20	0.00	655.20	0.00	0.00	0.00
599-9023	SCHOOL SAFETY GRANT - FY 2023	17,985.76	0.00	0.00	17,985.76	17,985.76	0.00	0.00	0.00
599-9123	NLSP CAFETERIA EQUIPMENT GRANT FY 2023	0.00	35,000.00	35,000.00	0.00	35,000.00	0.00	0.00	0.00
Grand Total		16,461,257.65	\$ 4,088,547.08	\$ 7,141,935.09	\$ 2,478,135.36	\$ 6,242,856.09	17,360,336.65	\$ 3,793,157.50	\$ 13,567,179.15

**2023-2024
FINANCIAL FORECASTS
AND
ACTUALS**



North Union Revenue Breakdown

July 2023 - September 2023

Other Local, Refunds
4.3%

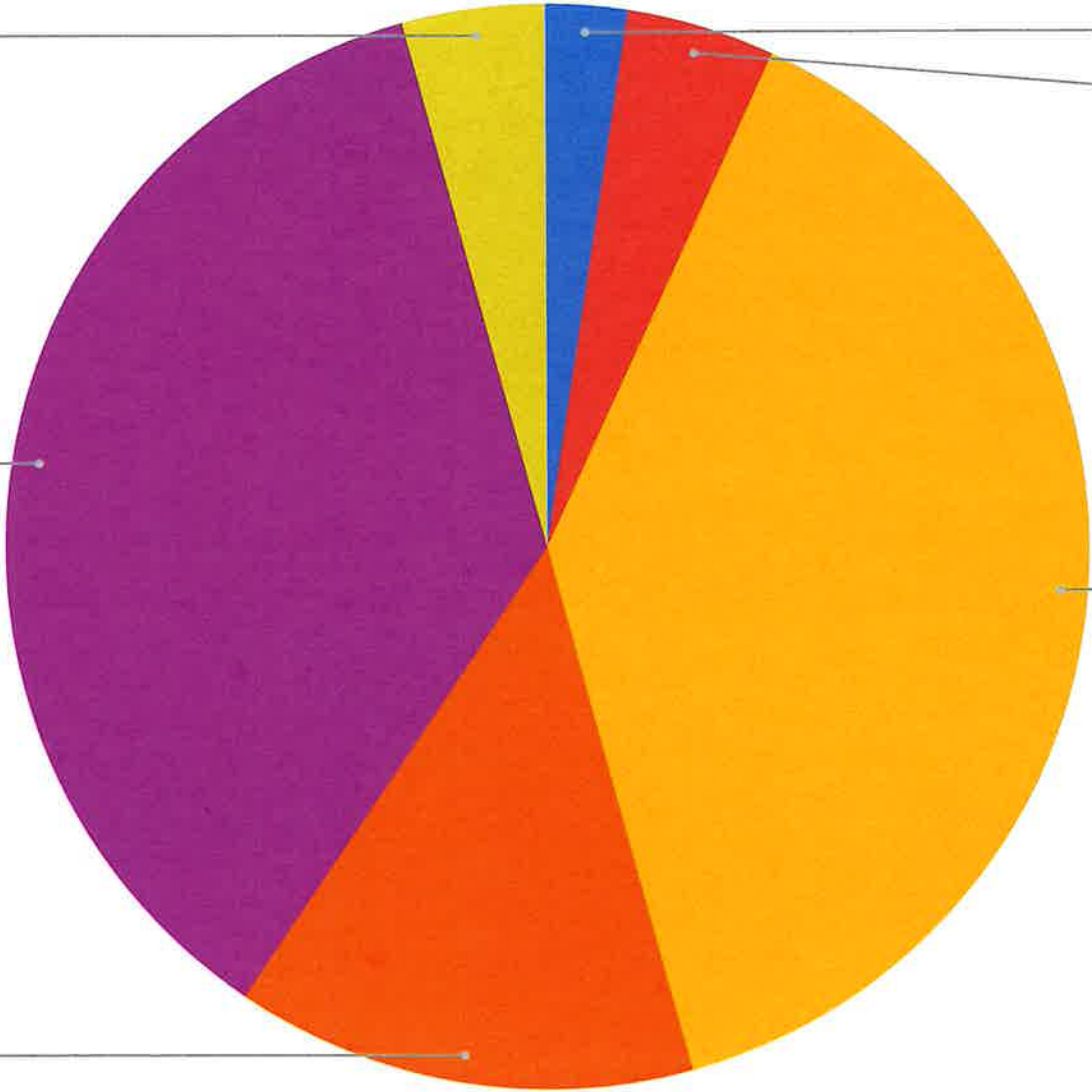
State Support
36.3%

Income Tax
13.7%

Interest
2.5%

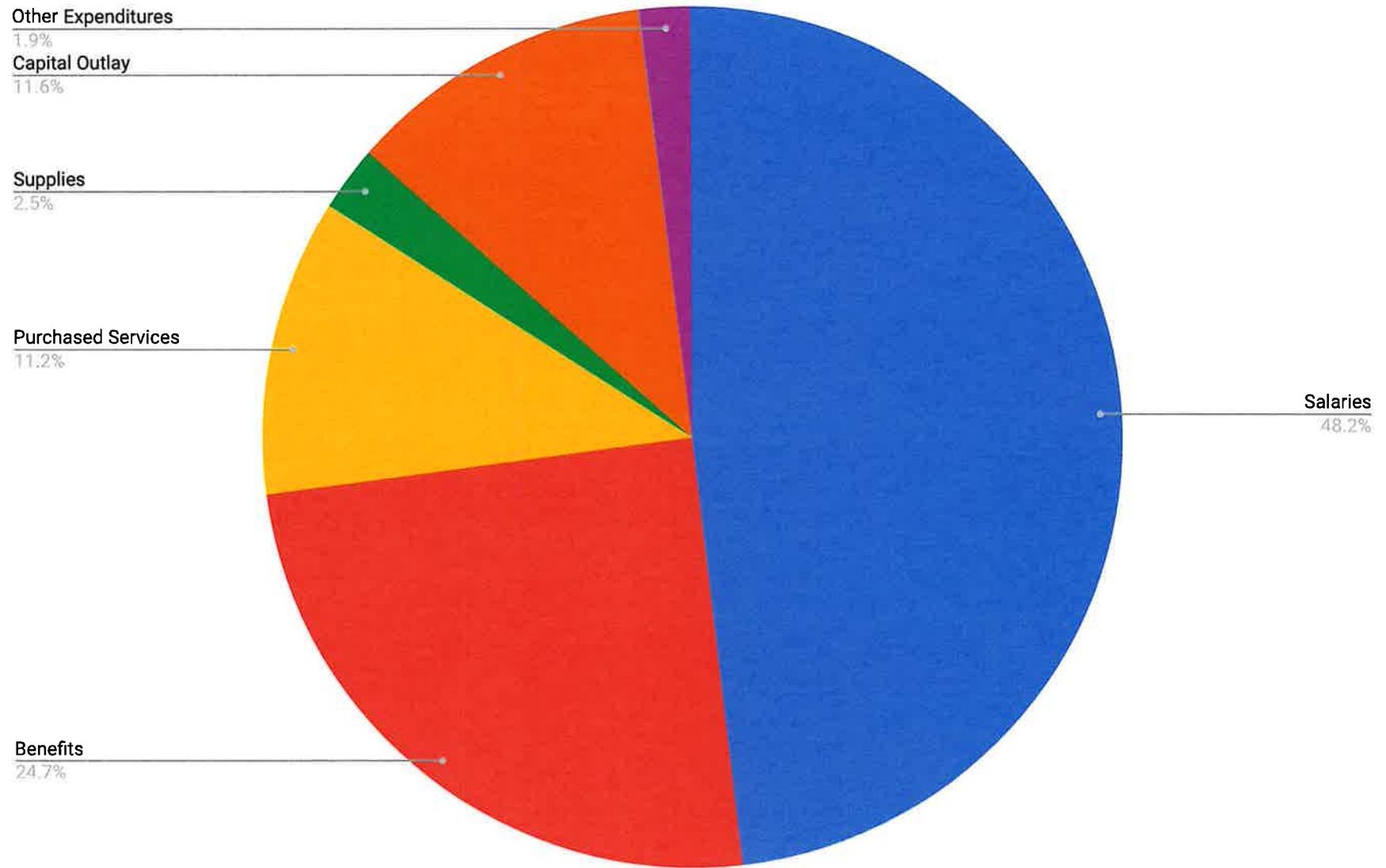
Tangible
4.4%

Real Estate
38.9%



North Union Expenditure Breakdown

July 2023 - September 2023



VARIANCE

REPORT



North Union LSD
Variance Comparison
FY 2023 vs. FY 2024

FYTD vs FYTD

	<u>23</u>	<u>24</u>	<u>Variance</u>	<u>Explanation</u>
BEGINNING CASH BALANCE	\$12,900,580	\$14,016,278	\$1,115,698	Higher Beginning Balance
RECEIPTS:				
LOCAL SOURCES:				
Real Estate	\$2,078,858	\$2,517,049	\$438,191	Higher Real Esatate Settlements
Personal Tangible	\$250,452	\$285,921	\$35,469	Higher Utility Personal Property Settlements
Investment Earnings	\$66,997	\$159,623	\$92,626	Much Higher Interest Rates
Income Tax	\$972,558	\$890,366	-\$82,192	Lower Income Tax Settlement, Timing of Certian Tax Payers
Other	\$21,901	\$208,466	\$186,565	Medicaid Settlement Timing, E-Rate, Tuition
STATE SOURCES:				
Foundation Program	\$2,189,550	\$2,200,931	\$11,381	Slightly Higher, Higher Casino Revenue
Rollback/Homestead	\$18,712	\$0	-\$18,712	Timing of Delaware H/R Payments
Other	\$150,906	\$148,655	-\$2,251	Currently Lower
TRANSFERS:				
Transfers/Adv In	\$0	\$0	\$0	
Prior Year Refund	\$42,218	\$67,720	\$25,502	Higher SERS Refund
TOTAL RECEIPTS:	\$5,792,152	\$6,478,731	\$686,579	Higher In Most Categories
TOTAL REC + CASH BALANCE	\$18,692,732	\$20,495,010	\$1,802,278	Higher Beginning Balance, Higher Revenue
EXPENDITURES:				
Salary/Wages	\$2,467,245	\$2,548,846	-\$81,601	Higher - Higher Salaries, Negotiated Agreement, Timing of New Staff First Pay, Severance
Fringe Benefits	\$1,227,063	\$1,308,791	-\$81,728	Higher Costs, Higher Insurance Charges, More Utilizing Insurance Coverage
Purchased Services	\$572,320	\$590,300	-\$17,980	Higher - Timing of Electric Bills, META Invoice
Supplies/Materials	\$257,280	\$129,994	\$127,286	Lower At This Time
Capital Outlay/Equipment	\$71,499	\$612,015	-\$540,516	Playground Project, Sports Fields
Transfers/Adv. Out	\$1,000	\$1,200	-\$200	Higher Transfer To Freshamn/Sophomore Classes
Other	\$94,576	\$101,700	-\$7,124	Higher County Auditor Charges
TOTAL EXPENDITURES:	\$4,690,983	\$5,292,847	-\$601,864	Higher Costs In Almost Every Category

**North Union LSD
Variance Comparison
FY 2023 vs. FY 2024**

Month vs Month				
	September 2022	September 2023	Variance	Explanation
BEGINNING CASH BALANCE	\$12,505	\$13,704,904	\$13,692,399	Higher Beginning Balance
RECEIPTS:				
LOCAL SOURCES:				
Real Estate	\$1,958,795	\$2,387,557	\$428,762	Higher Union County Settlement
Personal Tangible	\$247,696	\$283,088	\$35,392	Higher Union County UPP Settlement
Investment Earnings	\$27,543	\$55,251	\$27,708	Interest Rates Are Much Higher At This Time
Income Tax	\$0	\$0	\$0	
Other	\$2,518	\$78,659	\$76,141	Tuition Payments - ODE, E-Rate Funding
STATE SOURCES:				
Foundation Program	\$712,556	\$712,307	-\$249	Slightly Lower - Immaterial
Rollback/Homestead	\$18,712	\$0	-\$18,712	Timing of Delaware County H/R Payment
Other	\$51,589	\$49,281	-\$2,308	Currently Lower
TRANSFERS:				
Transfers/Adv In	\$0	\$0	\$0	
Prior Year Refund	\$39,927	\$0	-\$39,927	Timing of SERS Refund
TOTAL RECEIPTS:	\$3,059,336	\$3,566,142	\$506,806	Higher Real Estate, Utility, Interest Payments; Tuition and E-Rate
TOTAL REC + CASH BALANCE	\$3,071,841	\$17,271,046	\$14,199,205	Higher Receipts This Month, Higher Beginning Balance
EXPENDITURES:				
Salary/Wages	\$838,817	\$880,867	-\$42,050	Higher Salaries, Severance Payment, Negotiated Agreement
Fringe Benefits	\$410,926	\$426,139	-\$15,213	Higher Medical Insurance Costs, Payroll Taxes, Retirement
Purchased Services	\$210,132	\$197,703	\$12,429	Lower This Month, Timing
Supplies/Materials	\$61,493	\$69,249	-\$7,756	Higher - No Longer Grants To Cover Some Expenses
Capital Outlay/Equipment	\$1,090	\$445,630	-\$444,540	Higher, Elem. Playground, Sports Fields
Transfers/Adv. Out	\$0	\$200	-\$200	Addiytional Transfer To Freshamn/Sophomore Classes
Other	\$40,420	\$49,095	-\$8,675	Higher County Auditor Charges - Higher R/E Values
TOTAL EXPENDITURES:	\$1,562,878	\$2,068,883	-\$506,005	Higher Costs In Almost All Categories
ENDING CASH BALANCE:	\$1,508,963	\$15,202,163	\$13,693,200	Higher Revenue, Beginning Balance

FIVE YEAR FINANCIAL FORECAST



NORTH UNION LOCAL SCHOOLS FIVE-YEAR FORECAST

	FY22	FY23	FY24	FY25	FY26	FY27	FY28
OPERATIONAL REVENUE							
Real Estate Taxes	\$5,042,726	\$5,536,392	\$6,011,365	\$6,052,774	\$6,233,126	\$6,367,137	\$6,416,694
Utility Property	\$490,777	\$512,200	\$557,486	\$548,639	\$565,314	\$588,277	\$611,922
Income Taxes	\$2,414,405	\$2,804,054	\$2,832,095	\$2,860,415	\$2,889,020	\$2,917,910	\$2,947,089
Other Local Revenue	\$502,239	\$410,479	\$529,480	\$529,480	\$529,480	\$529,480	\$529,480
State Foundation Program	\$8,642,039	\$8,663,808	\$8,664,732	\$8,665,669	\$8,666,615	\$8,667,570	\$8,668,534
Rollback & Homestead Program	\$703,513	\$774,088	\$808,948	\$767,662	\$774,919	\$794,572	\$801,431
Other State Revenue	\$605,373	\$596,790	\$596,790	\$596,790	\$596,790	\$596,790	\$596,790
Investment Earnings	\$89,156	\$470,275	\$479,681	\$470,087	\$460,685	\$451,471	\$442,442
Other Non-Operating Revenue	\$60,240	\$46,589	\$46,589	\$46,589	\$46,589	\$46,589	\$46,589
TOTAL OPERATIONAL REVENUE	\$18,550,468	\$19,814,676	\$20,527,166	\$20,538,105	\$20,762,538	\$20,959,796	\$21,060,971
OPERATIONAL EXPENSES							
Salaries and Wages	\$9,950,143	\$10,113,260	\$10,509,159	\$11,215,980	\$11,699,728	\$12,208,354	\$12,739,254
Fringe Benefits	\$4,322,518	\$4,718,036	\$4,771,369	\$5,549,507	\$5,998,520	\$6,484,366	\$7,013,976
Purchased Services	\$2,504,373	\$2,487,974	\$2,612,374	\$2,742,992	\$2,880,142	\$3,024,149	\$3,175,357
Supplies/Materials	\$693,420	\$744,159	\$856,367	\$845,435	\$861,457	\$904,530	\$949,756
Capital Outlay/Equipment	\$335,085	\$457,618	\$941,024	\$746,974	\$603,222	\$609,781	\$616,669
Other Expenses	\$214,473	\$176,930	\$196,250	\$196,250	\$196,250	\$196,250	\$196,250
Transfers/Advances	\$101,000	\$1,000	\$20,000	\$20,000	\$20,000	\$20,000	\$20,000
TOTAL OPERATIONAL EXPENSES	\$18,121,011	\$18,698,977	\$19,906,543	\$21,317,138	\$22,259,319	\$23,447,430	\$24,711,262
OPERATIONAL PROFIT/LOSS	\$429,457	\$1,115,699	\$620,623	-\$779,033	-\$1,496,781	-\$2,487,634	-\$3,650,291
Add Beginning Cash	\$12,471,122	\$12,900,579	\$14,016,278	\$14,636,901	\$13,857,868	\$12,361,087	\$9,873,453
ENDING CASH BALANCE	\$12,900,579	\$14,016,278	\$14,636,901	\$13,857,868	\$12,361,087	\$9,873,453	\$6,223,161
LESS ENCUMBRANCES	\$961,389	\$1,121,884	\$1,121,884	\$1,121,884	\$1,121,884	\$1,121,884	\$1,121,884
ENDING AVAILABLE CASH BALANCE	\$11,939,190	\$12,894,394	\$13,515,016	\$12,735,984	\$11,239,203	\$8,751,568	\$5,101,277
	FY22	FY23	FY24	FY25	FY26	FY27	FY28

CURRENT MONTH'S CHECK REGISTER



North Union Local Schools September 2023 Check Register

Primary Name	Check #	Date	Type	Amount	Check Type	Reconcile Date	Status	Void Date
AMAZON.COM	91188	9/11/2023	ACCOUNTS_PA YABLE	\$ 11,619.60	Check	10/2/2023	RECONCILED	
BRECK MOONEYHAM	91189	9/11/2023	ACCOUNTS_PA YABLE	201.74	Check	10/2/2023	RECONCILED	
BRENDA KREBEHENNE	91190	9/11/2023	ACCOUNTS_PA YABLE	100.96	Check	10/2/2023	RECONCILED	
BUCKEYE VALLEY HIGH SCHOOL	91191	9/11/2023	ACCOUNTS_PA YABLE	400.00	Check	10/2/2023	RECONCILED	
BYRNE & JONES CONSTRUCTIO N	91192	9/11/2023	ACCOUNTS_PA YABLE	15,446.00	Check	10/2/2023	RECONCILED	
CODY MARTINDALE	91193	9/11/2023	ACCOUNTS_PA YABLE	253.75	Check	10/2/2023	RECONCILED	
EFFECTIVE UTILITY	91194	9/11/2023	ACCOUNTS_PA YABLE	3,036.00	Check	10/2/2023	RECONCILED	
ELISHA BROWLEY	91195	9/11/2023	ACCOUNTS_PA YABLE	210.00	Check	10/2/2023	RECONCILED	
FLINN SCIENTIFIC	91196	9/11/2023	ACCOUNTS_PA YABLE	353.97	Check	10/2/2023	RECONCILED	
GOPHER	91197	9/11/2023	ACCOUNTS_PA YABLE	598.58	Check	10/2/2023	RECONCILED	
GORDON FLESCH COMPANY, INC.	91198	9/11/2023	ACCOUNTS_PA YABLE	8,350.00	Check	10/2/2023	RECONCILED	
GORDON FOODS	91199	9/11/2023	ACCOUNTS_PA YABLE	22,480.45	Check	10/2/2023	RECONCILED	
HEALTHCARE BILLING	91200	9/11/2023	ACCOUNTS_PA YABLE	278.77	Check	10/2/2023	RECONCILED	
SERVICES, I HERITAGE COOPERATIVE	91201	9/11/2023	ACCOUNTS_PA YABLE	8,441.41	Check	10/2/2023	RECONCILED	
HERITAGE COOPERATIVE	91202	9/11/2023	ACCOUNTS_PA YABLE	1,132.74	Check	10/2/2023	RECONCILED	
HERSHEY'S CREAMERY	91203	9/11/2023	ACCOUNTS_PA YABLE	221.20	Check	10/2/2023	RECONCILED	
HILLYARD OHIO	91204	9/11/2023	ACCOUNTS_PA YABLE	465.45	Check	10/2/2023	RECONCILED	
JAMIE BLAIR	91205	9/11/2023	ACCOUNTS_PA YABLE	143.17	Check	10/2/2023	RECONCILED	
JASON FISHBAUGH	91206	9/11/2023	ACCOUNTS_PA YABLE	700.00	Check	10/2/2023	RECONCILED	
JOHN DEERE FINANCIAL	91207	9/11/2023	ACCOUNTS_PA YABLE	2,345.27	Check	10/2/2023	RECONCILED	
K & M COLLABORATI VE	91208	9/11/2023	ACCOUNTS_PA YABLE	275.00	Check	10/2/2023	RECONCILED	
KIENA REESE	91209	9/11/2023	ACCOUNTS_PA YABLE	70.00	Check	10/2/2023	RECONCILED	
KIMMEL CLEANERS	91210	9/11/2023	ACCOUNTS_PA YABLE	120.00	Check	10/2/2023	RECONCILED	
KINCAID WASTEWATER SERVICES	91211	9/11/2023	ACCOUNTS_PA YABLE	265.00	Check	10/2/2023	RECONCILED	
KROGER COMPANY	91212	9/11/2023	ACCOUNTS_PA YABLE	63.56	Check		OUTSTANDING	
MARMON VALLEY FARMS	91213	9/11/2023	ACCOUNTS_PA YABLE	285.30	Check	10/2/2023	RECONCILED	
NICK HAJJAR	91214	9/11/2023	ACCOUNTS_PA YABLE	203.37	Check	10/2/2023	RECONCILED	
NICKLES BAKERY, INC	91215	9/11/2023	ACCOUNTS_PA YABLE	841.78	Check	10/2/2023	RECONCILED	
OAESA	91216	9/11/2023	ACCOUNTS_PA YABLE	295.00	Check	10/2/2023	RECONCILED	
PEACOCK	91217	9/11/2023	ACCOUNTS_PA	1,803.75	Check	10/2/2023	RECONCILED	

North Union Local Schools September 2023 Check Register

Primary Name	Check #	Date	Type	Amount	Check Type	Reconcile Date	Status	Void Date
WATER COND.			YABLE					
PLOTNER HARDWARE	91218	9/11/2023	ACCOUNTS_PA YABLE	\$ 56.32	Check	10/2/2023	RECONCILED	
QUILL	91219	9/11/2023	ACCOUNTS_PA YABLE	199.90	Check	10/2/2023	RECONCILED	
RICHWOOD AUTO AND TRUCK, LLC	91220	9/11/2023	ACCOUNTS_PA YABLE	989.71	Check	10/2/2023	RECONCILED	
RIGHTWAY FOOD SERVICE	91221	9/11/2023	ACCOUNTS_PA YABLE	10,877.66	Check	10/2/2023	RECONCILED	
RUMPKE	91222	9/11/2023	ACCOUNTS_PA YABLE	5,269.79	Check	10/2/2023	RECONCILED	
RUSH TRUCK CENTERS	91223	9/11/2023	ACCOUNTS_PA YABLE	360.00	Check	10/2/2023	RECONCILED	
SAVVAS LEARNING COMPANY LLC	91224	9/11/2023	ACCOUNTS_PA YABLE	3,953.25	Check	10/2/2023	RECONCILED	
SCHOLASTIC ART MAGAZINE	91225	9/11/2023	ACCOUNTS_PA YABLE	237.34	Check	10/2/2023	RECONCILED	
SCHOOL SPECIALTY INC.	91226	9/11/2023	ACCOUNTS_PA YABLE	203.75	Check		OUTSTANDING	
SERVICE MASTER BY ISLER	91227	9/11/2023	ACCOUNTS_PA YABLE	4,331.10	Check	10/2/2023	RECONCILED	
SHEILA'S FLOWERS	91228	9/11/2023	ACCOUNTS_PA YABLE	99.90	Check	10/2/2023	RECONCILED	
SHIFFLER EQUIPMENT SALES, INC.	91229	9/11/2023	ACCOUNTS_PA YABLE	541.65	Check	10/2/2023	RECONCILED	
SMARTSENSE BY DIGI	91230	9/11/2023	ACCOUNTS_PA YABLE	1,095.00	Check	10/2/2023	RECONCILED	
STAPLES BUSINESS DELIVERY	91231	9/11/2023	ACCOUNTS_PA YABLE	666.91	Check	10/2/2023	RECONCILED	
SUPERIOR PAINTING AND SWEETWATER EDUCATION	91232	9/11/2023	ACCOUNTS_PA YABLE	1,970.00	Check	10/2/2023	RECONCILED	
TREASURER STATE OF OHIO	91233	9/11/2023	ACCOUNTS_PA YABLE	479.00	Check	10/2/2023	RECONCILED	
TREASURER, STATE OF OHIO	91234	9/11/2023	ACCOUNTS_PA YABLE	800.00	Check	10/2/2023	RECONCILED	
TREASURER, STATE OF OHIO	91235	9/11/2023	ACCOUNTS_PA YABLE	6,158.20	Check	10/2/2023	RECONCILED	
TRITHIUM SOLUTIONS, LLC	91236	9/11/2023	ACCOUNTS_PA YABLE	386.47	Check	10/2/2023	RECONCILED	
VILLAGE OF RICHWOOD	91237	9/11/2023	ACCOUNTS_PA YABLE	1,815.08	Check	10/2/2023	RECONCILED	
WOODROW GEER	91238	9/11/2023	ACCOUNTS_PA YABLE	253.75	Check	10/2/2023	RECONCILED	
A+ LANDSCAPING INC.	91239	9/14/2023	ACCOUNTS_PA YABLE	10,135.00	Check	10/2/2023	RECONCILED	
ACCO BRAND USA LLC	91240	9/14/2023	ACCOUNTS_PA YABLE	579.95	Check	10/2/2023	RECONCILED	
ALEXIS MAENZ	91241	9/14/2023	ACCOUNTS_PA YABLE	178.00	Check	10/2/2023	RECONCILED	
ALL OCCASIONS	91242	9/14/2023	ACCOUNTS_PA YABLE	100.00	Check	10/2/2023	RECONCILED	
ALLIED RESTAURANT SERV OF OHIO	91243	9/14/2023	ACCOUNTS_PA YABLE	3,702.63	Check	10/2/2023	RECONCILED	
AMY HUNDLEY	91244	9/14/2023	ACCOUNTS_PA YABLE	200.00	Check	10/2/2023	RECONCILED	
AQUA	91245	9/14/2023	ACCOUNTS_PA	49.90	Check	10/2/2023	RECONCILED	

North Union Local Schools September 2023 Check Register

Primary Name	Check #	Date	Type	Amount	Check Type	Reconcile Date	Status	Void Date
SYSTEMS			YABLE					
BOWLING GREEN STATE UNIVERSITY	91246	9/14/2023	ACCOUNTS_PA YABLE	\$ 150.00	Check		OUTSTANDING	
BRICKER GRAYDON LLP	91247	9/14/2023	ACCOUNTS_PA YABLE	4,821.67	Check	10/2/2023	RECONCILED	
C & L PRINTING, LLC	91248	9/14/2023	ACCOUNTS_PA YABLE	496.00	Check	10/2/2023	RECONCILED	
CENTRAL DISTRICT GOLF	91249	9/14/2023	ACCOUNTS_PA YABLE	30.00	Check		OUTSTANDING	
CENTRAL RESTAURANT PRODUCTS	91250	9/14/2023	ACCOUNTS_PA YABLE	599.00	Check	10/2/2023	RECONCILED	
DARLENE ALLISON	91251	9/14/2023	ACCOUNTS_PA YABLE	106.16	Check	10/2/2023	RECONCILED	
DISCOUNT PORTABLE TOILETS	91252	9/14/2023	ACCOUNTS_PA YABLE	214.12	Check	10/2/2023	RECONCILED	
DISTRICT 6 FFA	91253	9/14/2023	ACCOUNTS_PA YABLE	200.00	Check	10/2/2023	RECONCILED	
EPIC SPORTS	91254	9/14/2023	ACCOUNTS_PA YABLE	352.52	Check	10/2/2023	RECONCILED	
EQUIPARTS CORP	91255	9/14/2023	ACCOUNTS_PA YABLE	607.22	Check	10/2/2023	RECONCILED	
ESC OF CENTRAL OHIO	91256	9/14/2023	ACCOUNTS_PA YABLE	3,853.38	Check	10/2/2023	RECONCILED	
FRONTIER	91257	9/14/2023	ACCOUNTS_PA YABLE	1,343.17	Check	10/2/2023	RECONCILED	
G & H THREADS	91258	9/14/2023	ACCOUNTS_PA YABLE	750.00	Check		OUTSTANDING	
GAME ONE	91259	9/14/2023	ACCOUNTS_PA YABLE	1,408.23	Check	10/2/2023	RECONCILED	
GAVIN SALYER	91260	9/14/2023	ACCOUNTS_PA YABLE	59.83	Check	10/2/2023	RECONCILED	
HENRY SCHEIN, INC.	91261	9/14/2023	ACCOUNTS_PA YABLE	530.00	Check	10/2/2023	RECONCILED	
HOMETOWN TICKETING, LLC	91262	9/14/2023	ACCOUNTS_PA YABLE	232.00	Check		OUTSTANDING	
JONATHAN ALDER	91263	9/14/2023	ACCOUNTS_PA YABLE	125.00	Check	10/2/2023	RECONCILED	
KEITH CONKLING	91264	9/14/2023	ACCOUNTS_PA YABLE	191.26	Check	10/2/2023	RECONCILED	
MARION HARDING HIGH SCHOOL	91265	9/14/2023	ACCOUNTS_PA YABLE	200.00	Check	10/2/2023	RECONCILED	
MEMORIAL OCC. HEALTH PHYS.	91266	9/14/2023	ACCOUNTS_PA YABLE	263.00	Check	10/2/2023	RECONCILED	
MUSIC THEATER	91267	9/14/2023	ACCOUNTS_PA YABLE	1,160.00	Check	10/2/2023	RECONCILED	
INTERNATION AL								
NORTH CENTRAL OHIO ESC	91268	9/14/2023	ACCOUNTS_PA YABLE	250.00	Check	10/2/2023	RECONCILED	
OHIO EDISON	91269	9/14/2023	ACCOUNTS_PA YABLE	33,671.65	Check	10/2/2023	RECONCILED	
OHIO VALLEY INTEGRATION	91270	9/14/2023	ACCOUNTS_PA YABLE	300.00	Check	10/2/2023	RECONCILED	
SERVIC ORIENTAL TRADING COMPANY	91271	9/14/2023	ACCOUNTS_PA YABLE	309.90	Check	10/2/2023	RECONCILED	
PASCO SCIENTIFIC	91272	9/14/2023	ACCOUNTS_PA YABLE	636.00	Check	10/2/2023	RECONCILED	

North Union Local Schools

September 2023 Check Register

Primary Name	Check #	Date	Type	Amount	Check Type	Reconcile Date	Status	Void Date
PLOTNER HARDWARE	91273	9/14/2023	ACCOUNTS_PA YABLE	\$ 35.07	Check	10/2/2023	RECONCILED	
RICH CRABTREE	91274	9/14/2023	ACCOUNTS_PA YABLE	157.50	Check	10/2/2023	RECONCILED	
RIDDELL/ALL AMERICAN SPORTS	91275	9/14/2023	ACCOUNTS_PA YABLE	158.00	Check		OUTSTANDING	
ROBOTEVENTS	91276	9/14/2023	ACCOUNTS_PA YABLE	824.00	Check	10/2/2023	RECONCILED	
RUSH TRUCK CENTERS	91277	9/14/2023	ACCOUNTS_PA YABLE	1,140.64	Check	10/2/2023	RECONCILED	
RYAN GROSE	91278	9/14/2023	ACCOUNTS_PA YABLE	440.00	Check	10/2/2023	RECONCILED	
SCHOOL NUTRITION ASSOCIATION	91279	9/14/2023	ACCOUNTS_PA YABLE	161.00	Check		OUTSTANDING	
SHAWN DYER	91280	9/14/2023	ACCOUNTS_PA YABLE	157.50	Check	10/2/2023	RECONCILED	
SMARTSENSE BY DIGI	91281	9/14/2023	ACCOUNTS_PA YABLE	371.02	Check	10/2/2023	RECONCILED	
SMITH FOODS INC.	91282	9/14/2023	ACCOUNTS_PA YABLE	2,832.83	Check	10/2/2023	RECONCILED	
STAPLES BUSINESS DELIVERY	91283	9/14/2023	ACCOUNTS_PA YABLE	545.61	Check	10/2/2023	RECONCILED	
TAMI HUCKABA	91284	9/14/2023	ACCOUNTS_PA YABLE	192.94	Check	10/2/2023	RECONCILED	
TREASURER, STATE OF OHIO	91285	9/14/2023	ACCOUNTS_PA YABLE	330.25	Check	10/2/2023	RECONCILED	
TRIAD HIGH SCHOOL	91286	9/14/2023	ACCOUNTS_PA YABLE	200.00	Check		OUTSTANDING	
VERIZON WIRELESS	91287	9/14/2023	ACCOUNTS_PA YABLE	11.18	Check	10/2/2023	RECONCILED	
WATKINS MEMORIAL HIGH SCHOOL	91288	9/14/2023	ACCOUNTS_PA YABLE	350.00	Check	10/2/2023	RECONCILED	
YEGROS EDUCATIONAL LLC	91289	9/14/2023	ACCOUNTS_PA YABLE	50.00	Check	10/2/2023	RECONCILED	
ALEXIS MAENZ	91290	9/20/2023	ACCOUNTS_PA YABLE	993.00	Check	10/2/2023	RECONCILED	
ANDERSON'S	91291	9/20/2023	ACCOUNTS_PA YABLE	116.22	Check		OUTSTANDING	
BRENT MARKHAM	91292	9/20/2023	ACCOUNTS_PA YABLE	61.57	Check	10/2/2023	RECONCILED	
BULLSEYE SPECIALTY PRINTING	91293	9/20/2023	ACCOUNTS_PA YABLE	180.00	Check	10/2/2023	RECONCILED	
C & L PRINTING, LLC	91294	9/20/2023	ACCOUNTS_PA YABLE	1,003.00	Check	10/2/2023	RECONCILED	
CHERRY VALLEY LODGE	91295	9/20/2023	ACCOUNTS_PA YABLE	292.18	Check		OUTSTANDING	
COLUMBIA GAS OF OHIO	91296	9/20/2023	ACCOUNTS_PA YABLE	1,237.66	Check		OUTSTANDING	
DECKER INC.	91297	9/20/2023	ACCOUNTS_PA YABLE	3,440.41	Check	10/2/2023	RECONCILED	
EKON-O-PAC LLC	91298	9/20/2023	ACCOUNTS_PA YABLE	683.00	Check	10/2/2023	RECONCILED	
ESC OF CENTRAL OHIO	91299	9/20/2023	ACCOUNTS_PA YABLE	3,853.39	Check	10/2/2023	RECONCILED	
G & H THREADS	91300	9/20/2023	ACCOUNTS_PA YABLE	200.00	Check		OUTSTANDING	
ILENE MICHA	91301	9/20/2023	ACCOUNTS_PA YABLE	1,108.00	Check	10/2/2023	RECONCILED	
JONES	91302	9/20/2023	ACCOUNTS_PA	180.80	Check	10/2/2023	RECONCILED	

North Union Local Schools September 2023 Check Register

Primary Name	Check #	Date	Type	Amount	Check Type	Reconcile Date	Status	Void Date
SCHOOL SUPPLY COMPANY, I			YABLE					
JUSTIN UFFERMAN	91303	9/20/2023	ACCOUNTS_PA YABLE	\$ 132.93	Check	10/2/2023	RECONCILED	
KAHL'S TELCOM AND SOUND	91304	9/20/2023	ACCOUNTS_PA YABLE	29,581.92	Check	10/2/2023	RECONCILED	
KIMBALL MIDWEST	91305	9/20/2023	ACCOUNTS_PA YABLE	723.60	Check	10/2/2023	RECONCILED	
KROGER COMPANY	91306	9/20/2023	ACCOUNTS_PA YABLE	177.88	Check	10/2/2023	RECONCILED	
LEXIA LEARNING SYSTEMS	91307	9/20/2023	ACCOUNTS_PA YABLE	34,479.00	Check	10/2/2023	RECONCILED	
LUMEN	91308	9/20/2023	ACCOUNTS_PA YABLE	41.81	Check	10/2/2023	RECONCILED	
MICHIGAN PLAYGROUND S LLC	91309	9/20/2023	ACCOUNTS_PA YABLE	376,005.96	Check	10/2/2023	RECONCILED	
OAA SFEP	91310	9/20/2023	ACCOUNTS_PA YABLE	475.00	Check	10/2/2023	RECONCILED	
OACAC	91311	9/20/2023	ACCOUNTS_PA YABLE	35.00	Check		OUTSTANDING	
OHIO DRAIN DOCTORS	91312	9/20/2023	ACCOUNTS_PA YABLE	450.00	Check	10/2/2023	RECONCILED	
PLOTNER HARDWARE	91313	9/20/2023	ACCOUNTS_PA YABLE	219.06	Check	10/2/2023	RECONCILED	
QUADIENT LEASING USA, INC.	91314	9/20/2023	ACCOUNTS_PA YABLE	1,045.80	Check	10/2/2023	RECONCILED	
ROBOTEVENTS	91315	9/20/2023	ACCOUNTS_PA YABLE	800.00	Check	10/2/2023	RECONCILED	
SARAH ARVER	91316	9/20/2023	ACCOUNTS_PA YABLE	105.00	Check	10/2/2023	RECONCILED	
SCHOOL FIX	91317	9/20/2023	ACCOUNTS_PA YABLE	484.71	Check	10/2/2023	RECONCILED	
STAPLES BUSINESS DELIVERY	91318	9/20/2023	ACCOUNTS_PA YABLE	320.36	Check	10/2/2023	RECONCILED	
WOLFF BROS. SUPPLY, INC.	91319	9/20/2023	ACCOUNTS_PA YABLE	839.15	Check	10/2/2023	RECONCILED	
ZACHARY MAENZ	91320	9/20/2023	ACCOUNTS_PA YABLE	993.00	Check	10/2/2023	RECONCILED	
AG-PRO OHIO	91321	9/29/2023	ACCOUNTS_PA YABLE	63.70	Check		OUTSTANDING	
ALLIED RESTAURANT SERV OF OHIO	91322	9/29/2023	ACCOUNTS_PA YABLE	2,486.94	Check		OUTSTANDING	
ASHLEY BUGG	91323	9/29/2023	ACCOUNTS_PA YABLE	119.85	Check		OUTSTANDING	
BPA REGION IV	91324	9/29/2023	ACCOUNTS_PA YABLE	66.00	Check		OUTSTANDING	
BUCKEYE BLEACHER REPAIR	91325	9/29/2023	ACCOUNTS_PA YABLE	800.00	Check		OUTSTANDING	
BULLSEYE SPECIALTY PRINTING	91326	9/29/2023	ACCOUNTS_PA YABLE	198.17	Check		OUTSTANDING	
BUSINESS PROFESSIONALS OF	91327	9/29/2023	ACCOUNTS_PA YABLE	420.00	Check		OUTSTANDING	
BUSINESS U LLC	91328	9/29/2023	ACCOUNTS_PA YABLE	2,495.00	Check		OUTSTANDING	
CANDI HOFFMAN	91329	9/29/2023	ACCOUNTS_PA YABLE	85.00	Check		OUTSTANDING	
CANON SOLUTIONS	91330	9/29/2023	ACCOUNTS_PA YABLE	494.00	Check		OUTSTANDING	

North Union Local Schools September 2023 Check Register

Primary Name	Check #	Date	Type	Amount	Check Type	Reconcile Date	Status	Void Date
AMERICA INC								
CHILDREN'S DYSLEXIA CENTER	91331	9/29/2023	ACCOUNTS_PAYABLE	\$ 3,330.00	Check		OUTSTANDING	
EFFECTIVE UTILITY	91332	9/29/2023	ACCOUNTS_PAYABLE	3,036.00	Check		OUTSTANDING	
ELECTRONIC SECURITY SERVICES	91333	9/29/2023	ACCOUNTS_PAYABLE	560.00	Check		OUTSTANDING	
ELGIN LOCAL SCHOOLS	91334	9/29/2023	ACCOUNTS_PAYABLE	300.00	Check		OUTSTANDING	
ESC OF NORTHEAST OHIO	91335	9/29/2023	ACCOUNTS_PAYABLE	170.00	Check		OUTSTANDING	
FORERUNNER TECHNOLOGIES, INC.	91336	9/29/2023	ACCOUNTS_PAYABLE	1,795.00	Check		OUTSTANDING	
INTERNATIONAL DYSLEXIA ASSOCIATION, INC.	91337	9/29/2023	ACCOUNTS_PAYABLE	2,236.00	Check		OUTSTANDING	
JULIAN & GRUBE, INC.	91338	9/29/2023	ACCOUNTS_PAYABLE	2,200.00	Check		OUTSTANDING	
KRISTINE MATLACK	91339	9/29/2023	ACCOUNTS_PAYABLE	201.64	Check		OUTSTANDING	
LEVAN'S EXCAVATING, INC	91340	9/29/2023	ACCOUNTS_PAYABLE	215,126.00	Check		OUTSTANDING	
MARMON VALLEY FARMS	91341	9/29/2023	ACCOUNTS_PAYABLE	720.00	Check		OUTSTANDING	
MOORE'S APPLIANCES SERVICE	91342	9/29/2023	ACCOUNTS_PAYABLE	161.89	Check		OUTSTANDING	
NATIONAL FFA ORGANIZATION	91343	9/29/2023	ACCOUNTS_PAYABLE	1,524.00	Check		OUTSTANDING	
NICK HAJJAR	91344	9/29/2023	ACCOUNTS_PAYABLE	154.58	Check		OUTSTANDING	
NORTH CENTRAL OHIO ESC	91345	9/29/2023	ACCOUNTS_PAYABLE	20,625.00	Check		OUTSTANDING	
NRG BUSINESS MARKETING, LLC	91346	9/29/2023	ACCOUNTS_PAYABLE	1,449.28	Check		OUTSTANDING	
OAASFEP	91347	9/29/2023	ACCOUNTS_PAYABLE	475.00	Check		OUTSTANDING	
OHIO HIGH SCHOOL FOOTBALL COACHES ASSOCIATION	91348	9/29/2023	ACCOUNTS_PAYABLE	25.00	Check		OUTSTANDING	
PICKAWAY COUNTY E.S.C.	91349	9/29/2023	ACCOUNTS_PAYABLE	60.00	Check		OUTSTANDING	
PLOTNER HARDWARE	91350	9/29/2023	ACCOUNTS_PAYABLE	33.63	Check		OUTSTANDING	
ROBIN CARLYLE	91351	9/29/2023	ACCOUNTS_PAYABLE	300.00	Check		OUTSTANDING	
ROBOTEVENTS	91352	9/29/2023	ACCOUNTS_PAYABLE	2,455.00	Check		OUTSTANDING	
RUSH TRUCK CENTERS	91353	9/29/2023	ACCOUNTS_PAYABLE	695.00	Check		OUTSTANDING	
SCHOOL NUTRITION ASSOCIATION	91354	9/29/2023	ACCOUNTS_PAYABLE	700.00	Check		OUTSTANDING	
SHAWN DYER	91355	9/29/2023	ACCOUNTS_PAYABLE	180.00	Check		OUTSTANDING	

North Union Local Schools September 2023 Check Register

Primary Name	Check #	Date	Type	Amount	Check Type	Reconcile Date	Status	Void Date
SOUTHERN COMPUTER WAREHOUSE	91356	9/29/2023	ACCOUNTS_PAYABLE	\$ 177.11	Check		OUTSTANDING	
STAPLES BUSINESS DELIVERY	91357	9/29/2023	ACCOUNTS_PAYABLE	305.37	Check		OUTSTANDING	
STAY DRIVEN	91358	9/29/2023	ACCOUNTS_PAYABLE	37,500.00	Check		OUTSTANDING	
TAMMY BORDERS	91359	9/29/2023	ACCOUNTS_PAYABLE	15.84	Check		OUTSTANDING	
WEST LIBERTY-SALEM SCHOOLS	91360	9/29/2023	ACCOUNTS_PAYABLE	200.00	Check		OUTSTANDING	
WILDCAT PIZZA	91361	9/29/2023	ACCOUNTS_PAYABLE	40.00	Check		OUTSTANDING	
WORKS INTERNATIONAL, INC	91362	9/29/2023	ACCOUNTS_PAYABLE	9,541.00	Check		OUTSTANDING	
	992693	9/6/2023	PAYROLL	475,294.70	Electronic	10/2/2023	RECONCILED	
NORTH UNION LOCAL BOARD OF ED.	992694	9/6/2023	ACCOUNTS_PAYABLE	14,137.87	Electronic	10/2/2023	RECONCILED	
	992695	9/20/2023	PAYROLL	485,528.30	Electronic	10/2/2023	RECONCILED	
NORTH UNION LOCAL BOARD OF ED.	992696	9/20/2023	ACCOUNTS_PAYABLE	13,956.10	Electronic	10/2/2023	RECONCILED	
NORTH UNION LOCAL BOARD OF ED.	992697	9/20/2023	ACCOUNTS_PAYABLE	143,644.00	Electronic	10/2/2023	RECONCILED	
STARK COUNTY COG	992698	9/20/2023	ACCOUNTS_PAYABLE	100.00	Electronic	10/2/2023	RECONCILED	
STARK COUNTY COG	992699	9/20/2023	ACCOUNTS_PAYABLE	292,836.87	Electronic	10/2/2023	RECONCILED	
Grand Total				\$ 2,396,787.98				